

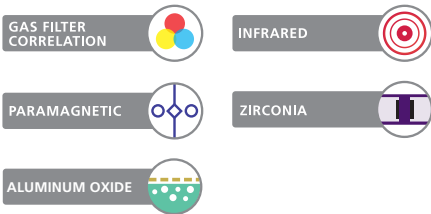
SERVOPRO MultiExact 4100

SAFE AREA



GAS	MEASURES	APPLICATION
MULTIPLE	PERCENT	PROCESS CONTROL
	TRACE PPM	QUALITY

SENSING TECHNOLOGY



KEY APPLICATIONS

- Product purity on air separation plant
- Process control on air separation plant
- Monitor trace CO₂ on scrubbed air inlet to air separation process
- Validation of medical O₂, N₂, air and He Mobile labs

A DIGITAL, NEXT-GENERATION MULTI-GAS ANALYZER DESIGNED TO PROVIDE A HIGHLY ADAPTABLE ANALYSIS SOLUTION FOR INDUSTRIAL AND MEDICAL GAS MANUFACTURERS

UNRIVALLED PERFORMANCE

- Uses industry-leading, ultra-sensitive and reliable Paramagnetic, GfX Infrared, SBDW Infrared, Zirconia and Aluminum Oxide sensing technologies
- Third generation platform building on more than 70 years of Servomex experience
- Restless innovating will have new sensors available soon

FLEXIBLE

- Field upgradeable relay, alarm and communication protocols
- Measures up to four gas streams simultaneously
- Integrated support for the AquaXact 1688 Aluminum Oxide moisture transmitter
- Digital communications for remote access: RS232/RS485 Modbus, PROFIBUS, and Ethernet (Modbus TCP/IP)
- Up to 32 alarms and 32 relays with follow or freeze options
- Four analog outputs and four analog inputs

EASY TO USE

- Intuitive icon-driven user interface with color touchscreen
- USB serial port for data logging and software upgrades
- Analyzer configurations can be easily transferred to other analyzers via USB thumb drive
- Download and email system files to leverage our remote service expertise

LOW COST OF OWNERSHIP

- Uses ultra-stable, non-depleting digital sensing technologies that help extend maintenance intervals
- Auto-calibration function helps to reduce operational costs
- Plug and play sensor replacement
- Commonly integrated in to multiple stream switching systems

BENCHMARK COMPLIANCE

- USP and European Pharmacopoeia compliant method for assay of medical oxygen and medical air
- In compliance with Low Voltage, CSA, EMC and applicable EU Directives

For more information please contact us
 Visit servomex.com/contact

PRODUCT OVERVIEW

SERVOPRO MultiExact 4100

SAFE AREA

HIGH RELIABILITY AND UNRIVALLED PERFORMANCE

With a strong combination of features and benefits, the MultiExact 4100 is a highly adaptable analysis solution that meets a range of needs. It uses a wide range of Servomex's proven, reliable and accurate sensing technologies to provide up to four simultaneous gas stream measurements, meeting the challenges faced by industrial and medical gas manufacturers. With flexible analysis solutions capable of meeting specific process monitoring needs, the MultiExact 4100 delivers precise, stable results at every point of the ASU process. The versatile MultiExact 4100 can be customized to meet your exact requirements, giving you the accuracy you need, without compromise.

THE NEXT-GENERATION SOLUTION

The MultiExact 4100 shows how modern digital gas analyzers can be, constructed with so many features. Plug and Play support for the Servomex AquaXact 1688 moisture sensor, up to 32 relays/alarms and four analog inputs for integrating information from external sensors such as temperature, pressure or data from another gas sensor. In addition, analog and digital communications include the traditional 0-10V DC, 4-20mA, RS232 and RS485 outputs, while also providing optional advanced digital protocols, including Serial Modbus, PROFIBUS, and Ethernet (Modbus TCP/IP). In addition to its considerable monitoring capabilities, the MultiExact 4100 also provides engineer-friendly interaction through a high-brightness color touchscreen display and an intuitive, icon-driven user interface. It combines all the reliability of Servomex's familiar technology range with the flexibility, ease of use and range of intelligent digital options that the modern IG market demands.

SIMPLE MAINTENANCE AND REDUCED ONGOING COSTS

The efficient, next-generation design of the MultiExact 4100 keeps maintenance requirements at a minimum. Servomex's non-depleting, low-drift technologies are easy to set up and install, especially with the new touchscreen display and easy to use interface. With ongoing costs for sensor replacement eliminated, and recalibration only needed at extended intervals – plus independent auto calibration – the cost of ownership across the product lifetime is kept extremely low. If you do require service assistance our self-diagnostic programming has you covered and the system files can be quickly emailed to our local service experts.

USEFUL LINKS



PBTD5 ME4100 Rev5 Date: 08/23

These analyzers are not intended for any form of use on humans and are not medical devices as described in the Medical Devices Directive 93/42EEC.

Please note: Whilst every effort has been made to ensure accuracy, no responsibility can be accepted for errors and omissions. Data may change, as well as legislation, and you are strongly advised to obtain copies of the most recently issued regulations, standards and guidelines. This document is not intended to form the basis of a contract.

Servomex has a policy of constant product improvement and reserves the right to change specifications without notice. © Servomex Group Limited. 2023. A Spectris company. All rights reserved.

TECHNICAL DATA SHEET

SERVOPRO MultiExact 4100



SPECIFICATIONS

GAS MEASURED	MULTIPLE - see below
---------------------	----------------------

TECHNOLOGY	Paramagnetic and Zirconia for O ₂ , SBDW IR, and Infrared (Gfx) for other gases
-------------------	--

PERFORMANCE

Gas	O ₂ purity	O ₂ control	O ₂ trace	CO ₂ (trace)	CO ₂ (trace) [†]	N ₂ O (trace) [†]
Technology	Paramagnetic	Paramagnetic	Zirconia	Infrared (Gfx)	Infrared (Gfx)	Infrared (Gfx)
Range	0-100%		0-210,000ppm	0-5/100ppm	0-50/500 ppm	
Accuracy (intrinsic error)	±0.01% O ₂	±0.10% O ₂	±0.1ppm**	1% of reading or <0.1ppm*	1% of reading or <0.5ppm*	
Zero drift/week	<0.01% O ₂	<0.05% O ₂	±0.25ppm	±0.2ppm	±1ppm	
T ₉₀ in secs	<10s@200ml/min		<10s@400ml/min [‡]	<20s@2000ml/min		

PERFORMANCE CONT

Gas	CO (trace)	CH ₄ (trace)	CH ₄ (%)	CO ₂ (%)	CO (%)
Technology	Infrared (Gfx)	Infrared (Gfx)	SBDW IR	SBDW IR	SBDW IR
Range	0-50/500ppm 0-10/50ppm [†]	0-50/500ppm	0.5/1%	0.2/0.5/1/5/10/ 20/30/50/100%	0.2/0.5/1/2/5/10%
Accuracy (intrinsic error)	1% of reading or <0.5ppm*			<1% FS	
Zero drift/week	±1ppm			<2% FS	
T ₉₀ in secs	<20s@2000ml/min		<20s@200ml/min	<20s@700ml/min	

SIGNAL OUTPUTS/ INPUTS

Analog output	Per measurement: 1 x 4-20mA (standard), 2 x 4-20 mA per transducer optional with addition of extra option board for 2 transducers, 1 x 0-10V (optional)
Analog input	Up to 4 x 4-20mA inputs
Digital input	Up to 8 digital inputs (2 per transducer)
Relays	4 relays as standard (8 with autocal), up to 32 relays, 30V (dc or ac) /1A
Alarms	2 alarms as standard, up to 32 alarms
Digital communications	RS232/RS485 Modbus, PROFIBUS, Ethernet (Modbus TCP/IP) (all optional)

SAMPLE GAS

Temperature	5°C to 40°C (41°F to 104°F)
Dew Point	5°C / 9°F below minimum ambient
Condition	Oil free, non-condensing and non-flammable
Particulates	2µm
Vent	Each gas outlet should be connected to a separate atmospheric vent, free from any back pressure
Sample flow range	0.2 – 2.5 l/min depending on the type of transducers installed
Connection	Sample inlet is 1/8" NPT male Sample outlet is 1/4" NPT female

* Whichever is the greater
 ** For the range 0-10ppm O₂
 † Background N₂ or O₂, calibrate in chosen background gas
 ‡ For a change 2-10ppm O₂



PHYSICAL	
Size	Bench top: 432 (17) x 141.2 (5.6) x 543.6 (21.4), mm (inches), Width x Height x Depth With expansion chassis: 432 (17) x 274.2 (10.8) x 543.6 (21.4) mm (inches) Rack Mount: 482.6 (19) x 132.5 (5.2) x 543.6 (21.4) mm (inches) With expansion chassis: 482.6 (19) x 265.5 (10.5) x 543.6 (21.4) mm (inches)
Weight	Main unit: approx 14kg (30.9lb) Expansion chassis: approx 13.7kg (30.2lb) (dependent on number and type of sensors used)
OPERATING ENVIRONMENT	
Operating temperature	5°C to 40°C (41°F to 104°F)
Storage temperature	0°C to 50°C (32°F to 122°F)
Ambient pressure range	101.3 kPa ± 20% (1.013 bar ± 20%)
Relative humidity	10-90% RH, non-condensing
Altitude	-500m (below sea level) to 2000m (above sea level)
Warm-up time	Warm up time is typically <20 minutes from cold start at 20°C (68°F), may be longer for the higher sensitivity measurements with heaters
UTILITIES	
Power	100-240V ac, 50-60 Hz (± 10% maximum fluctuation)
Max power consumption	500VA

SAMPLE WETTED MATERIALS

	PARAMAGNETIC		ZIRCONIA	1210 SERIES GFX NDIR TRANSDUCER	MB1520 SBDW NDIR	SERIES NDIR
	CONTROL	PURITY				
303 stainless steel	●	●	●	●		
316 stainless steel	●	●	●	●		●
Aluminium alloy 6063						●
Viton®	●	●	●	●		●
Nitrile Rubber						●
Borosilicate glass	●	●				●
Polypropylene		●				
Platinum	●	●				
Platinum/iridium alloy	●	●				
Electroless nickel	●	●				
Stainless steel 310			●			
Polyphenylene sulphide (PPS) carbon / PTFE filler						●
Alumina			●			●
Yttria stabilised zirconia			●			
Nickel iron			●			
Sealing glass			●			
Gold			●	●		●
Calcium fluoride				●		
Nickel				●		●
Sapphire						●
Epoxy resin						●

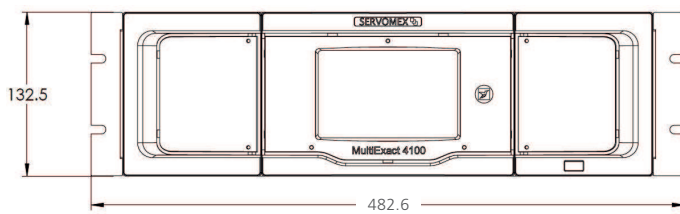

FEATURE	ADDITIONAL MATERIALS
Flow driven options	Polypropylene
Pressure driven options	Polysulphone, polypropylene
Flowmeters	Borosilicate glass, duralumin
Flow alarm	Glass, nylon, silicon rubber, aluminum
Internal filter	Polycarbonate, glass fibre
External filter	316 stainless steel



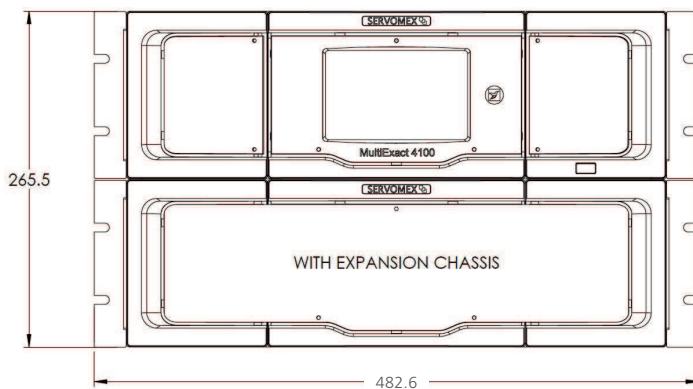
COMPLIANCE

EC DIRECTIVES	This product complies with the EMC Directive, the Low Voltage Directive, and all other applicable directives.
ELECTRICAL SAFETY	Electrical safety to IEC 61010-1, CSA Electrical Certification Rated for "Overvoltage Category II" and "Pollution Degree 2"

DIMENSIONAL DRAWINGS



Standard chassis with mounting ears



Extended chassis with mounting ears

Dimensions shown in millimetres



OPTIONS

ANALYZER		
Background gas	Standard N ₂ background	<input type="checkbox"/>
	O ₂ background	<input type="checkbox"/>
Sample system	Flow driven	<input type="checkbox"/>
	Pressure driven	<input type="checkbox"/>

MODULE 1		
Measurement	O ₂ Purity	<input type="checkbox"/>
	O ₂ Purity 3DP	<input type="checkbox"/>
	O ₂ Control	<input type="checkbox"/>
	O ₂ Trace	<input type="checkbox"/>
	100% CO ₂	<input type="checkbox"/>
	50% CO ₂	<input type="checkbox"/>
	30% CO ₂	<input type="checkbox"/>
	20% CO ₂	<input type="checkbox"/>
	10% CO ₂	<input type="checkbox"/>
	5% CO ₂	<input type="checkbox"/>
	1% CO ₂	<input type="checkbox"/>
	5,000vpm CO ₂	<input type="checkbox"/>
	2,000vpm CO ₂	<input type="checkbox"/>
	10% CO	<input type="checkbox"/>
	5% CO	<input type="checkbox"/>
	2% CO	<input type="checkbox"/>
	1% CO	<input type="checkbox"/>
	1% CH ₄	<input type="checkbox"/>
	0.5% CH ₄	<input type="checkbox"/>
	5,000vpm CO	<input type="checkbox"/>
	2,000vpm CO	<input type="checkbox"/>
	0-50/500vpm CO	<input type="checkbox"/>
	0-10/50vpm CO	<input type="checkbox"/>
	0-5/100vpm CO ₂	<input type="checkbox"/>
	0-50/500vpm CO ₂	<input type="checkbox"/>
	0-50/500vpm N ₂ O	<input type="checkbox"/>
	0-50/500vpm CH ₄	<input type="checkbox"/>
Flowmeter	Not required	<input type="checkbox"/>
	500ml/min (sample)	<input type="checkbox"/>
	2,500ml/min (sample)	<input type="checkbox"/>
	5,000ml/min (by-pass)	<input type="checkbox"/>
Back pressure valve, O ₂ purity	Not required	<input type="checkbox"/>
	Required	<input type="checkbox"/>
External SS filter	Not required	<input type="checkbox"/>
	Required w/ standard filter	<input type="checkbox"/>
Configurable alarms	Two alarms (standard)	<input type="checkbox"/>
	Four alarms	<input type="checkbox"/>
	Eight alarms	<input type="checkbox"/>
Isolated analog output	Isolated 4-20mA (standard)	<input type="checkbox"/>
0-10 V dc output	Not required	<input type="checkbox"/>
	0-10 V dc	<input type="checkbox"/>
Digital input	Not required	<input type="checkbox"/>
	2 digital	<input type="checkbox"/>
Isolated analog input	Not required	<input type="checkbox"/>
	Isolated 4-20mA	<input type="checkbox"/>

Please tick the box for required MODULE 1 options

MODULE 2		
Measurement	O ₂ Purity	<input type="checkbox"/>
	O ₂ Purity 3DP	<input type="checkbox"/>
	O ₂ Control	<input type="checkbox"/>
	O ₂ Trace	<input type="checkbox"/>
	100% CO ₂	<input type="checkbox"/>
	50% CO ₂	<input type="checkbox"/>
	30% CO ₂	<input type="checkbox"/>
	20% CO ₂	<input type="checkbox"/>
	10% CO ₂	<input type="checkbox"/>
	5% CO ₂	<input type="checkbox"/>
	1% CO ₂	<input type="checkbox"/>
	5,000vpm CO ₂	<input type="checkbox"/>
	2,000vpm CO ₂	<input type="checkbox"/>
	10% CO	<input type="checkbox"/>
	5% CO	<input type="checkbox"/>
	2% CO	<input type="checkbox"/>
	1% CO	<input type="checkbox"/>
	1% CH ₄	<input type="checkbox"/>
	0.5% CH ₄	<input type="checkbox"/>
	5,000vpm CO	<input type="checkbox"/>
	2,000vpm CO	<input type="checkbox"/>
	0-50/500vpm CO	<input type="checkbox"/>
	0-10/50vpm CO	<input type="checkbox"/>
	0-5/100vpm CO ₂	<input type="checkbox"/>
	0-50/500vpm CO ₂	<input type="checkbox"/>
	0-50/500vpm N ₂ O	<input type="checkbox"/>
	0-50/500vpm CH ₄	<input type="checkbox"/>
Flowmeter	Not required	<input type="checkbox"/>
	500ml/min (sample)	<input type="checkbox"/>
	2,500ml/min (sample)	<input type="checkbox"/>
	5,000ml/min (by-pass)	<input type="checkbox"/>
Back pressure valve, O ₂ purity	Not required	<input type="checkbox"/>
	Required	<input type="checkbox"/>
External SS filter	Not required	<input type="checkbox"/>
	Required w/ standard filter	<input type="checkbox"/>
Configurable alarms	Two alarms (standard)	<input type="checkbox"/>
	Four alarms	<input type="checkbox"/>
	Eight alarms	<input type="checkbox"/>
Isolated analog output	Isolated 4-20mA (standard)	<input type="checkbox"/>
0-10 V dc output	Not required	<input type="checkbox"/>
	0-10 V dc	<input type="checkbox"/>
Digital input	Not required	<input type="checkbox"/>
	2 digital	<input type="checkbox"/>
Isolated analog input	Not required	<input type="checkbox"/>
	Isolated 4-20mA	<input type="checkbox"/>

Please tick the box for required MODULE 2 options



OPTIONS

MODULE 3		
Measurement	O ₂ Purity	<input type="checkbox"/>
	O ₂ Purity 3DP	<input type="checkbox"/>
	O ₂ Control	<input type="checkbox"/>
	O ₂ Trace	<input type="checkbox"/>
	100% CO ₂	<input type="checkbox"/>
	50% CO ₂	<input type="checkbox"/>
	30% CO ₂	<input type="checkbox"/>
	20% CO ₂	<input type="checkbox"/>
	10% CO ₂	<input type="checkbox"/>
	5% CO ₂	<input type="checkbox"/>
	1% CO ₂	<input type="checkbox"/>
	5,000vpm CO ₂	<input type="checkbox"/>
	2,000vpm CO ₂	<input type="checkbox"/>
	10% CO	<input type="checkbox"/>
	5% CO	<input type="checkbox"/>
	2% CO	<input type="checkbox"/>
	1% CO	<input type="checkbox"/>
	1% CH ₄	<input type="checkbox"/>
	0.5% CH ₄	<input type="checkbox"/>
	5,000vpm CO	<input type="checkbox"/>
2,000vpm CO	<input type="checkbox"/>	
0-50/500vpm CO	<input type="checkbox"/>	
0-10/50vpm CO	<input type="checkbox"/>	
0-5/100vpm CO ₂	<input type="checkbox"/>	
0-50/500vpm CO ₂	<input type="checkbox"/>	
0-50/500vpm N ₂ O	<input type="checkbox"/>	
0-50/500vpm CH ₄	<input type="checkbox"/>	
Flowmeter	Not required	<input type="checkbox"/>
	500ml/min (sample)	<input type="checkbox"/>
	2,500ml/min (sample)	<input type="checkbox"/>
	5,000ml/min (by-pass)	<input type="checkbox"/>
Back pressure valve, O ₂ purity	Not required	<input type="checkbox"/>
	Required	<input type="checkbox"/>
External SS filter	Not required	<input type="checkbox"/>
	Required w/ standard filter	<input type="checkbox"/>
Configurable alarms	Two alarms (standard)	<input type="checkbox"/>
	Four alarms	<input type="checkbox"/>
	Eight alarms	<input type="checkbox"/>
Isolated analog output	Isolated 4-20mA (standard)	<input type="checkbox"/>
0-10 V dc output	Not required	<input type="checkbox"/>
	0-10 V dc	<input type="checkbox"/>
Digital input	Not required	<input type="checkbox"/>
	2 digital	<input type="checkbox"/>
Isolated analog input	Not required	<input type="checkbox"/>
	Isolated 4-20mA	<input type="checkbox"/>

Please tick the box for required MODULE 3 options

MODULE 4		
Measurement	O ₂ Purity	<input type="checkbox"/>
	O ₂ Purity 3DP	<input type="checkbox"/>
	O ₂ Control	<input type="checkbox"/>
	O ₂ Trace	<input type="checkbox"/>
	100% CO ₂	<input type="checkbox"/>
	50% CO ₂	<input type="checkbox"/>
	30% CO ₂	<input type="checkbox"/>
	20% CO ₂	<input type="checkbox"/>
	10% CO ₂	<input type="checkbox"/>
	5% CO ₂	<input type="checkbox"/>
	1% CO ₂	<input type="checkbox"/>
	5,000vpm CO ₂	<input type="checkbox"/>
	2,000vpm CO ₂	<input type="checkbox"/>
	10% CO	<input type="checkbox"/>
	5% CO	<input type="checkbox"/>
	2% CO	<input type="checkbox"/>
	1% CO	<input type="checkbox"/>
	1% CH ₄	<input type="checkbox"/>
	0.5% CH ₄	<input type="checkbox"/>
	5,000vpm CO	<input type="checkbox"/>
2,000vpm CO	<input type="checkbox"/>	
0-50/500vpm CO	<input type="checkbox"/>	
0-10/50vpm CO	<input type="checkbox"/>	
0-5/100vpm CO ₂	<input type="checkbox"/>	
0-50/500vpm CO ₂	<input type="checkbox"/>	
0-50/500vpm N ₂ O	<input type="checkbox"/>	
0-50/500vpm CH ₄	<input type="checkbox"/>	
Flowmeter	Not required	<input type="checkbox"/>
	500ml/min (sample)	<input type="checkbox"/>
	2,500ml/min (sample)	<input type="checkbox"/>
	5,000ml/min (by-pass)	<input type="checkbox"/>
Back pressure valve, O ₂ purity	Not required	<input type="checkbox"/>
	Required	<input type="checkbox"/>
External SS filter	Not required	<input type="checkbox"/>
	Required w/ standard filter	<input type="checkbox"/>
Configurable alarms	Two alarms (standard)	<input type="checkbox"/>
	Four alarms	<input type="checkbox"/>
	Eight alarms	<input type="checkbox"/>
Isolated analog output	Isolated 4-20mA (standard)	<input type="checkbox"/>
0-10 V dc output	Not required	<input type="checkbox"/>
	0-10 V dc	<input type="checkbox"/>
Digital input	Not required	<input type="checkbox"/>
	2 digital	<input type="checkbox"/>
Isolated analog input	Not required	<input type="checkbox"/>
	Isolated 4-20mA	<input type="checkbox"/>

Please tick the box for required MODULE 4 options



OPTIONS

AQUAXACT		
AquaXact 1688 transducer	None	<input type="checkbox"/>
	Required	<input type="checkbox"/>
Gas	Moisture	<input checked="" type="checkbox"/>
Measurement range	Universal	<input checked="" type="checkbox"/>
Transducer type	Al ₂ O ₃	<input checked="" type="checkbox"/>
Options	Not required	<input type="checkbox"/>
	Sample block, NPT 1/4" Swagelok	<input type="checkbox"/>
	Sample block, VCR fittings	<input type="checkbox"/>
	Sample block, VCR fittings	<input type="checkbox"/>
	Sample system #1	<input type="checkbox"/>
	Sample system #2	<input type="checkbox"/>
	Sample system #3	<input type="checkbox"/>
Transducer cables	5 meter cable digital	<input type="checkbox"/>
	10 meter cable digital	<input type="checkbox"/>
	100 meter cable digital	<input type="checkbox"/>
Adapter 3/4" AquaXact	Not required	<input type="checkbox"/>
	Required	<input type="checkbox"/>
1688 transducer tip (extra)	Not required	<input type="checkbox"/>
	Required	<input type="checkbox"/>
GENERAL CONFIGURATION		
Power cord	Not required	<input type="checkbox"/>
	USA	<input type="checkbox"/>
	Europe	<input type="checkbox"/>
	UK	<input type="checkbox"/>
Flow alarm	Not required	<input type="checkbox"/>
	Fitted to module 1 (O ₂ purity only) OR	<input type="checkbox"/>
	Fitted to module 2 (O ₂ purity only)	<input type="checkbox"/>
Serial communications	Not required	<input type="checkbox"/>
	RS232 communication	<input type="checkbox"/>
	RS485 communication w/Modbus	<input type="checkbox"/>
	RS232 & RS485 comm combo	<input type="checkbox"/>
	Profibus	<input type="checkbox"/>
Modbus	Not required	<input type="checkbox"/>
	Required	<input type="checkbox"/>
Mounting	Bench top	<input type="checkbox"/>
	Rack mount w/ears	<input type="checkbox"/>
	Rack mount w/slides	<input type="checkbox"/>
Autocal	Not required	<input type="checkbox"/>
	Required	<input type="checkbox"/>
Relay contacts	4 relay contacts (standard)	<input type="checkbox"/>
	8 relay contacts w/connectors	<input type="checkbox"/>
	16 relay contacts w/connectors	<input type="checkbox"/>
	24 relay contacts w/connectors	<input type="checkbox"/>
	32 relay contacts w/connectors	<input type="checkbox"/>
Operator manual	English	<input type="checkbox"/>

Please tick the box for required options



> WE'RE READY TO HELP

WHATEVER YOUR GAS ANALYSIS REQUIREMENTS, WHEREVER YOU ARE



Representantes / Distribuidores Exclusivos

 Argentina

Tel: (+54 11) 5352 2500

Email: info@dastecsrl.com.ar

Web: www.dastecsrl.com.ar

 Uruguay www.dastecsrl.com.uy

 Paraguay www.dastecsrl.com.py

These analyzers are not intended for any form of use on humans and are not medical devices as described in the Medical Devices Directive 93/42EEC.

Please note: *Whilst every effort has been made to ensure accuracy, no responsibility can be accepted for errors and omissions.*

Data may change, as well as legislation, and you are strongly advised to obtain copies of the most recently issued regulations, standards and guidelines.

This document is not intended to form the basis of a contract.

Servomex has a policy of constant product improvement and reserves the right to change specifications without notice. © Servomex Group Limited. 2023.
A Spectris company. All rights reserved.